

RECEIVED: March 4, 2015

REVISED: April 26, 2015

ACCEPTED: May 24, 2015

PUBLISHED: June 10, 2015

Large pseudoscalar Yukawa couplings in the complex 2HDM

Duarte Fontes,^a Jorge C. Romão,^a Rui Santos^{b,c} and João P. Silva^a

^a*CFTP, Departamento de Física, Instituto Superior Técnico, Universidade de Lisboa, Avenida Rovisco Pais 1, 1049 Lisboa, Portugal*

^b*Instituto Superior de Engenharia de Lisboa — ISEL, 1959-007 Lisboa, Portugal*

^c*Centro de Física Teórica e Computacional, Faculdade de Ciências, Universidade de Lisboa, Campo Grande, Edifício C8 P-1749-016 Lisboa, Portugal*

E-mail: duartefontes@tecnico.ulisboa.pt,
jorge.romao@tecnico.ulisboa.pt, rasantos@fc.ul.pt,
jpsilva@cftp.ist.utl.pt

ABSTRACT: We start by presenting the current status of a complex flavour conserving two-Higgs doublet model. We will focus on some very interesting scenarios where unexpectedly the light Higgs couplings to leptons and to b-quarks can have a large pseudoscalar component with a vanishing scalar component. Predictions for the allowed parameter space at end of the next run with a total collected luminosity of $300 fb^{-1}$ and $3000 fb^{-1}$ are also discussed. These scenarios are not excluded by present data and most probably will survive the next LHC run. However, a measurement of the mixing angle ϕ_τ , between the scalar and pseudoscalar component of the 125 GeV Higgs, in the decay $h \rightarrow \tau^+\tau^-$ will be able to probe many of these scenarios, even with low luminosity. Similarly, a measurement of ϕ_t in the vertex $\bar{t}th$ could help to constrain the low $\tan\beta$ region in the Type I model.

KEYWORDS: Higgs Physics, Beyond Standard Model

ARXIV EPRINT: [1502.01720](https://arxiv.org/abs/1502.01720)

Contents

1	Introduction	1
2	The complex 2HDM	2
3	Present status of the C2HDM	4
4	The zero scalar components scenarios and the LHC run 2	8
4.1	Direct measurements of the CP-violating angle	13
4.2	Constraints from EDM	16
5	Conclusions	17

1 Introduction

The discovery of the Higgs boson at the Large Hadron Collider (LHC) by the ATLAS [1] and CMS [2] collaborations has ignited a very large number of studies in the context of multi-Higgs models. It is now clear that some features of the Higgs couplings to fermions and gauge bosons have to be well within the Standard Model (SM) predictions. Also, even if other heavy scalars are far from being experimentally excluded, there is still no hint of scalar particles other than the 125 GeV one. However, even if no large deviations from the SM were found, many of its extension are still in agreement with all experiment data. Many models provide interesting scenarios that can be probed at the next LHC run while contributing to solve some of the outstanding problems in particle physics. Such is the case of the complex two-Higgs double model (C2HDM). The 2HDM was first proposed by T. D. Lee [3] as an attempt to understand the matter-antimatter asymmetry of the universe (the 2HDM is described in detail in [4, 5]).

The 2HDM is a simple extension of the SM where the potential is still invariant under $SU(2) \times U(1)$ but is now built with two complex scalar doublets. The complex two-Higgs doublet model is the version of the model that allows for CP-violation in the potential, providing therefore an extra source of CP-violation to the theory. The existing experimental data and in particular the one recently analysed at the LHC has been used in several studies with the goal of constraining the parameter space of the C2HDM [6–9] or just the Yukawa couplings [10].

The main purpose of this work is to analyse scenarios in the C2HDM that deviate from the SM predictions, while being in agreement with all available experimental and theoretical constraints. These are scenarios where the scalar component of the Higgs coupling to leptons or to b-quarks vanishes. The respective pseudoscalar component has to be non-zero which does not necessarily imply a very large CP-violating parameter. Even if the scalar

component is not exactly zero, there are still Yukawa couplings where the pseudoscalar component can be much larger than the corresponding scalar component.

We will start by discussing the status of the C2HDM. Presently the processes $pp \rightarrow h \rightarrow WW(ZZ)$, $pp \rightarrow h \rightarrow \gamma\gamma$ and $pp \rightarrow h \rightarrow \tau^+\tau^-$ are measured with an accuracy of about 20%. On the other hand $pp \rightarrow V(h \rightarrow b\bar{b})$ has been measured at the Tevatron and at the LHC with an accuracy of about 50% [11, 12] while for $pp \rightarrow h \rightarrow Z\gamma$ an upper bound of the order of ten times the SM expectation at the 95% confidence level was found [13, 14]. In order to understand how the model will perform at the end of the next LHC run we use the expected precisions on the signal strengths of different Higgs decay modes by the ATLAS [15, 16] and CMS [17] collaborations (see also [18]) for $\sqrt{s} = 14$ TeV and for 300 and 3000 fb^{-1} of integrated luminosities. As previously shown in [9], the final states VV , $\gamma\gamma$ and $\tau^+\tau^-$ are enough to reproduce quantitatively the effect of all possible final states in the Higgs decay. Therefore, taking into account the predicted precision for the signal strength, we will consider the situations where, at 13 TeV, the rates are measured within either 10% or 5% of the SM prediction. We should note that no difference can be seen in the plots when the energy is changed from 13 to 14 TeV as discussed in [9].

This paper is organized as follows. In section 2, we describe the complex 2HDM and the constraints imposed by theoretical and phenomenological considerations including the most recent LHC data. In section 3 we discuss the present status of the model and in section 4 we discuss the scenarios where the pure scalar component of the Yukawa coupling is allowed to vanish. Our conclusions are presented in section 5.

2 The complex 2HDM

The complex 2HDM was recently reviewed in great detail in [9] (see also [6, 19–24]). Therefore, in this section we will just briefly describe the main features of the complex two two-Higgs doublet with a softly broken Z_2 symmetry $\phi_1 \rightarrow \phi_1, \phi_2 \rightarrow -\phi_2$ whose scalar potential we write as [5]

$$\begin{aligned}
 V_H = & m_{11}^2 |\phi_1|^2 + m_{22}^2 |\phi_2|^2 - m_{12}^2 \phi_1^\dagger \phi_2 - (m_{12}^2)^* \phi_2^\dagger \phi_1 \\
 & + \frac{\lambda_1}{2} |\phi_1|^4 + \frac{\lambda_2}{2} |\phi_2|^4 + \lambda_3 |\phi_1|^2 |\phi_2|^2 + \lambda_4 (\phi_1^\dagger \phi_2) (\phi_2^\dagger \phi_1) \\
 & + \frac{\lambda_5}{2} (\phi_1^\dagger \phi_2)^2 + \frac{\lambda_5^*}{2} (\phi_2^\dagger \phi_1)^2.
 \end{aligned}
 \tag{2.1}$$

All couplings except m_{12}^2 and λ_5 are real due to the hermiticity of the potential. The complex 2HDM model as first defined in [19], is obtained by forcing $\arg(\lambda_5) \neq 2 \arg(m_{12}^2)$ in which case the two phases cannot be removed simultaneously. From now on we will refer to this model as C2HDM.

We choose a basis where the vacuum expectation values (vevs) are real. Whenever we refer to the CP-conserving 2HDM, not only the vevs, but also m_{12}^2 and λ_5 are taken real. Therefore, 2HDM refers to a softly broken Z_2 symmetric model where all parameters of

the potential and the vevs are real. Writing the scalar doublets as

$$\phi_1 = \begin{pmatrix} \varphi_1^+ \\ \frac{1}{\sqrt{2}}(v_1 + \eta_1 + i\chi_1) \end{pmatrix}, \quad \phi_2 = \begin{pmatrix} \varphi_2^+ \\ \frac{1}{\sqrt{2}}(v_2 + \eta_2 + i\chi_2) \end{pmatrix}, \quad (2.2)$$

with $v = \sqrt{v_1^2 + v_2^2} = (\sqrt{2}G_\mu)^{-1/2} = 246 \text{ GeV}$, they can be transformed into the Higgs basis by [25, 26]

$$\begin{pmatrix} H_1 \\ H_2 \end{pmatrix} = \begin{pmatrix} c_\beta & s_\beta \\ -s_\beta & c_\beta \end{pmatrix} \begin{pmatrix} \phi_1 \\ \phi_2 \end{pmatrix}, \quad (2.3)$$

where $\tan \beta = v_2/v_1$, $c_\beta = \cos \beta$, and $s_\beta = \sin \beta$. In the Higgs basis the second doublet does not get a vev and the Goldstone bosons are in the first doublet.

Defining η_3 as the neutral imaginary component of the H_2 doublet, the mass eigenstates are obtained from the three neutral states via the rotation matrix R

$$\begin{pmatrix} h_1 \\ h_2 \\ h_3 \end{pmatrix} = R \begin{pmatrix} \eta_1 \\ \eta_2 \\ \eta_3 \end{pmatrix} \quad (2.4)$$

which will diagonalize the mass matrix of the neutral states via

$$R \mathcal{M}^2 R^T = \text{diag}(m_1^2, m_2^2, m_3^2), \quad (2.5)$$

and $m_1 \leq m_2 \leq m_3$ are the masses of the neutral Higgs particles. We parametrize the mixing matrix R as [21]

$$R = \begin{pmatrix} c_1 c_2 & s_1 c_2 & s_2 \\ -(c_1 s_2 s_3 + s_1 c_3) & c_1 c_3 - s_1 s_2 s_3 & c_2 s_3 \\ -c_1 s_2 c_3 + s_1 s_3 & -(c_1 s_3 + s_1 s_2 c_3) & c_2 c_3 \end{pmatrix} \quad (2.6)$$

with $s_i = \sin \alpha_i$ and $c_i = \cos \alpha_i$ ($i = 1, 2, 3$) and

$$-\pi/2 < \alpha_1 \leq \pi/2, \quad -\pi/2 < \alpha_2 \leq \pi/2, \quad -\pi/2 \leq \alpha_3 \leq \pi/2. \quad (2.7)$$

The potential of the C2HDM has 9 independent parameters and we choose as input parameters v , $\tan \beta$, m_{H^\pm} , α_1 , α_2 , α_3 , m_1 , m_2 , and $\text{Re}(m_{12}^2)$. The mass of the heavier neutral scalar is then given by

$$m_3^2 = \frac{m_1^2 R_{13}(R_{12} \tan \beta - R_{11}) + m_2^2 R_{23}(R_{22} \tan \beta - R_{21})}{R_{33}(R_{31} - R_{32} \tan \beta)}. \quad (2.8)$$

The parameter space will be constrained by the condition $m_3 > m_2$.

In order to perform a study on the light Higgs bosons we need the Higgs coupling to gauge bosons that can be written as [6]

$$C = c_\beta R_{11} + s_\beta R_{12} = \cos(\alpha_2) \cos(\alpha_1 - \beta), \quad (2.9)$$

	Type I	Type II	Lepton Specific	Flipped
Up	$\frac{R_{12}}{s_\beta} - ic_\beta \frac{R_{13}}{s_\beta} \gamma_5$	$\frac{R_{12}}{s_\beta} - ic_\beta \frac{R_{13}}{s_\beta} \gamma_5$	$\frac{R_{12}}{s_\beta} - ic_\beta \frac{R_{13}}{s_\beta} \gamma_5$	$\frac{R_{12}}{s_\beta} - ic_\beta \frac{R_{13}}{s_\beta} \gamma_5$
Down	$\frac{R_{12}}{s_\beta} + ic_\beta \frac{R_{13}}{s_\beta} \gamma_5$	$\frac{R_{11}}{c_\beta} - is_\beta \frac{R_{13}}{c_\beta} \gamma_5$	$\frac{R_{12}}{s_\beta} + ic_\beta \frac{R_{13}}{s_\beta} \gamma_5$	$\frac{R_{11}}{c_\beta} - is_\beta \frac{R_{13}}{c_\beta} \gamma_5$
Leptons	$\frac{R_{12}}{s_\beta} + ic_\beta \frac{R_{13}}{s_\beta} \gamma_5$	$\frac{R_{11}}{c_\beta} - is_\beta \frac{R_{13}}{c_\beta} \gamma_5$	$\frac{R_{11}}{c_\beta} - is_\beta \frac{R_{13}}{c_\beta} \gamma_5$	$\frac{R_{12}}{s_\beta} + ic_\beta \frac{R_{13}}{s_\beta} \gamma_5$

Table 1. Yukawa couplings of the lightest scalar, h_1 , in the form $a + ib\gamma_5$.

and the Higgs couplings to a pair of charged Higgs bosons [6]

$$-\lambda = c_\beta [s_\beta^2 \lambda_{145} + c_\beta^2 \lambda_3] R_{11} + s_\beta [c_\beta^2 \lambda_{245} + s_\beta^2 \lambda_3] R_{12} + s_\beta c_\beta \text{Im}(\lambda_5) R_{13}, \quad (2.10)$$

where $\lambda_{145} = \lambda_1 - \lambda_4 - \text{Re}(\lambda_5)$ and $\lambda_{245} = \lambda_2 - \lambda_4 - \text{Re}(\lambda_5)$. Finally we also need the Yukawa couplings. In order to avoid flavour changing neutral currents (FCNC) we extend the Z_2 symmetry to the Yukawa Lagrangian [27, 28]. The up-type quarks couple to ϕ_2 and the usual four models are obtained by coupling down-type quarks and charged leptons to ϕ_2 (Type I) or to ϕ_1 (Type II); or by coupling the down-type quarks to ϕ_1 and the charged leptons to ϕ_2 (Flipped) or finally by coupling the down-type quarks to ϕ_2 and the charged leptons to ϕ_1 (Lepton Specific). The Yukawa couplings can then be written, relative to the SM ones, as $a + ib\gamma_5$ with the coefficients presented in table 1.

From the form of the rotation matrix R (2.6), it is clear that when $s_2 = 0$, the pseudoscalar η_3 does not contribute to the mass eigenstate h_1 . It is also obvious that when $s_2 = 0$ the pseudoscalar components of all Yukawa couplings vanish. Therefore, we can state

$$|s_2| = 0 \implies h_1 \text{ is a pure scalar}, \quad (2.11)$$

$$|s_2| = 1 \implies h_1 \text{ is a pure pseudoscalar}. \quad (2.12)$$

There are however other interesting scenarios that could be in principle allowed. We could ask ourselves if a situation where the scalar couplings $a_F \approx 0$ ($F = U, D, L$) is still allowed after the 8 TeV run. As a_U is fixed (the same for all Yukawa types) and given by $a_U = R_{12}/s_\beta = s_1 c_2/s_\beta$, it can only be small if $s_1 \approx 0$. If instead $c_2 \approx 0$ the $h_1 VV$ coupling C in eq. (2.9) would vanish which is already disallowed by experiment. There is one other coupling that could also vanish, which is $R_{11}/c_\beta = c_1 c_2/c_\beta$ (this is for example the expression for a_D in Type II). Again this scalar part could vanish if $c_1 \approx 0$. In either case, $s_1 \approx 0$ or $c_1 \approx 0$, the important point to note is that the pseudoscalar component of the 125 GeV Higgs is not constrained by the choice of α_1 because it depends only on s_2 . We will discuss these scenarios in detail in section 4.

3 Present status of the C2HDM

We start by briefly reviewing the status of the C2HDM after the 8 TeV run. We will generate points in parameter space with the following conditions: the lightest neutral scalar is

$m_1 = 125 \text{ GeV}$,¹ the angles $\alpha_{1,2,3}$ all vary in the interval $[-\pi/2, \pi/2]$, $1 \leq \tan \beta \leq 30$, $m_1 \leq m_2 \leq 900 \text{ GeV}$ and $-(900 \text{ GeV})^2 \leq \text{Re}(m_{12}^2) \leq (900 \text{ GeV})^2$. Finally, we consider different ranges for the charged Higgs mass because the constraints from B-physics, and in particular the ones from $b \rightarrow s\gamma$, affect differently Type II/F and Type I/LS. In Type II and F the range for the charged Higgs mass is $340 \text{ GeV} \leq m_{H^\pm} \leq 900 \text{ GeV}$ due to $b \rightarrow s\gamma$ which forces $m_{H^\pm} \gtrsim 340 \text{ GeV}$ almost independently of $\tan \beta$ [31, 32]. In Type I and LS the range is $100 \text{ GeV} \leq m_{H^\pm} \leq 900 \text{ GeV}$ because the constraint from $b \rightarrow s\gamma$ is not as strong. The remaining constraints from B-physics [33, 34] and from the $R_b \equiv \Gamma(Z \rightarrow b\bar{b})/\Gamma(Z \rightarrow \text{hadrons})$ [35–37] measurement have a similar effect on all models forcing $\tan \beta \gtrsim 1$. The choice of the lower bound of 100 GeV is due to LEP searches on $e^+e^- \rightarrow H^+H^-$ [38] and the latest LHC results on $pp \rightarrow \bar{t}t(\rightarrow H^+\bar{b})$ [39–43]. Very light neutral scalars are also constrained by LEP results [44].

Finally we should comment on the effect of the constraints which arise from the LHC bounds on the heavy scalars. There are two searches that can potentially constrain the parameter space of the C2HDM, namely $pp \rightarrow \phi \rightarrow W^+W^-(ZZ)$ [45, 46] and $pp \rightarrow \phi \rightarrow \tau^+\tau^-$ [47, 48], where ϕ is a spin zero particle. The first one does not influence significantly the allowed parameter space because the results on the light Higgs couplings constrain the $h_1W^+W^-(ZZ)$ coupling in such a way that $g_{h_1W^+W^-}^{C2HDM}/g_{hW^+W^-}^{SM}$ is forced to be close to 1. Since the other scalars couplings to massive gauge bosons obey a sum rule with the 125 GeV Higgs, h_1 , the results on the latter saturate the sum rule such that the remaining two scalar couplings have to be very small and consequently the respective bounds play a small role in the result. This is even more true if we ask the signal strengths measured at LHC to be within 5% of the Standard Model. Regarding the bound coming from $pp \rightarrow \phi\tau^+\tau^-$ it affects the very low mass region and high $\tan \beta$. Since almost all of our allowed points have low to moderate $\tan \beta$ the results are not affected by this bound. We should note that in any case the above analysis does not mean that there isn't a single point affected by the results on the heavy scalars. The correct statement is that our plots do not change nor in their form nor in the average density of allowed points.

All points comply to the following theoretical constraints: the potential is bounded from below [49], perturbative unitarity is enforced [50–52] and all allowed points conform to the oblique radiative parameters [53–55].

The signal strength is defined as

$$\mu_f^{h_i} = \frac{\sigma \text{BR}(h_i \rightarrow f)}{\sigma^{\text{SM}} \text{BR}^{\text{SM}}(h_i \rightarrow f)} \quad (3.1)$$

where σ is the Higgs boson production cross section and $\text{BR}(h_i \rightarrow f)$ is the branching ratio of the h_i decay into the final state f ; σ^{SM} and $\text{BR}^{\text{SM}}(h \rightarrow f)$ are the respective quantities calculated in the SM. The gluon fusion cross section is calculated at NNLO using HIGLU [56] together with the corresponding expressions for the CP-violating model in [9]. SusHi [57] at NNLO is used for calculating $b\bar{b} \rightarrow h$, while Vh (associated production), $t\bar{t}h$ and $VV \rightarrow h$ (vector boson fusion) can be found in [58]. As previously discussed we

¹The latest results on the measurement of the Higgs mass are $125.36 \pm 0.37 \text{ GeV}$ from ATLAS [29] and $125.02 + 0.26 - 0.27 \text{ (stat)} + 0.14 - 0.15 \text{ (syst)} \text{ GeV}$ from CMS [30].

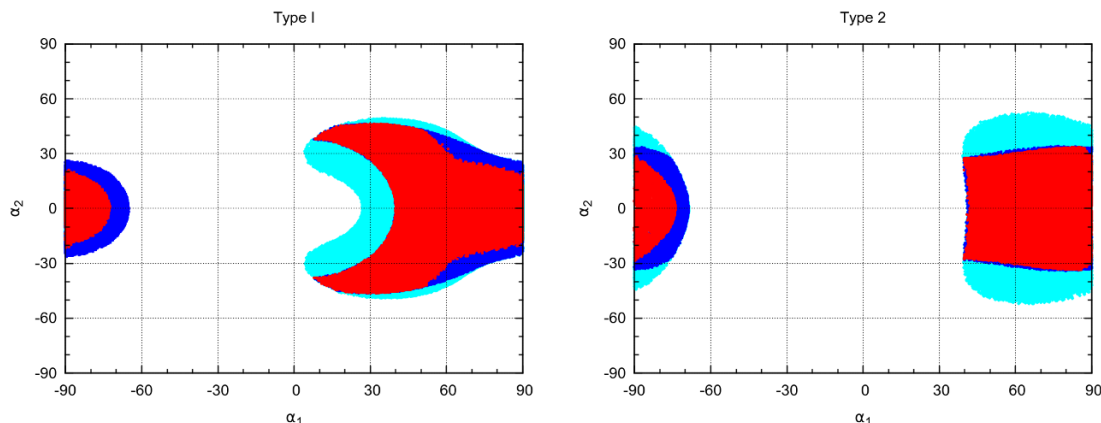


Figure 1. α_2 vs. α_1 for Type I (left) and Type II (right). The rates are taken to be within 20% of the SM predictions. The colours are superimposed with cyan/light-grey for μ_{VV} , blue/black for $\mu_{\tau\tau}$ and finally red/dark-grey for $\mu_{\gamma\gamma}$ with a center of mass energy of 8 TeV.

will consider the rates for the processes μ_{VV} , $\mu_{\gamma\gamma}$ and $\mu_{\tau\tau}$ to be within 20% of the expected SM value, which at present roughly matches the average precision at 1σ . It was shown in [9] that taking into account other processes with the present attained precision has no significant impact in the results.

We start by examining the parameter space for a center of mass energy of $\sqrt{s} = 8$ TeV corresponding to the end of the first LHC run. The rates are taken at 20% and the effect of considering each of the rates at a time is shown by superimposing the colours, cyan/light-grey (μ_{VV}), blue/black ($\mu_{\tau\tau}$) and finally red/dark-grey ($\mu_{\gamma\gamma}$). In figure 1 we present the allowed space for the angles α_2 vs. α_1 for Type I (left) and Type II (right) with all theoretical and collider constraints taken into account. The corresponding plots for the Flipped (Lepton specific) are very similar to the one for Type II (I) and are not shown. It was expected that α_2 would be centred around zero where the pseudoscalar component vanishes. Also α_1 plays the role of $\alpha + \pi/2$, where α is the rotation angle in the CP-conserving case.² In previous works for the CP-conserving model [59, 60] we have made estimates for the allowed parameters based on the assumption that the production is dominated by gluon fusion and that $\Gamma(h_1 \rightarrow b\bar{b})$ is to a good approximation the Higgs total width. Under a similar approximation, we can write for Type I and large $\tan\beta$ (when $\tan\beta \gg 1$, $b_i \ll 1$ and we recover the CP-conserving Yukawa couplings)

$$\mu_{VV}^I \approx \cos^2 \alpha_2 \cos^2(\beta - \alpha_1). \quad (3.2)$$

Since we are considering a 20% accuracy, it is clear that neither $\cos \alpha_2$ nor $\cos(\beta - \alpha_1)$ can be close to zero. In fact, a measurement of μ_{VV} with a 20% (5%) accuracy and centred at the SM expected value implies $\cos^2 \alpha_2 \gtrsim 0.8(0.95)$ and consequently $|\sin \alpha_2| \lesssim 0.45(0.22)$ and $|\alpha_2| \lesssim 27^\circ(13^\circ)$. Although the approximations captures the features, the plot does not reproduce the exact value of the limit, which for a 20% accuracy is slightly below 50° .

²We can choose a parametrization where the angle α_1 is exactly α in that limit. See for example the definition of the rotation matrix in [7] as compared to our equation (2.6).

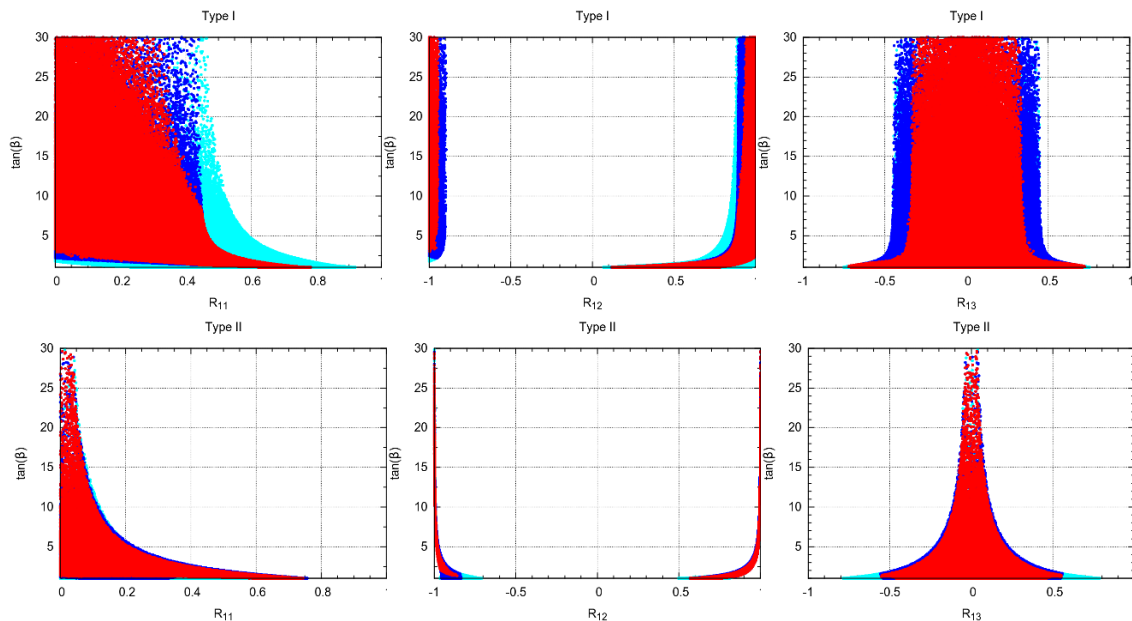


Figure 2. Top: $\tan\beta$ as a function of R_{11} (left), R_{12} (middle) and R_{13} for Type I. Bottom: same but for Type II. The rates are taken to be within 20% of the SM predictions. The colours are superimposed with cyan/light-grey for μ_{VV} , blue/black for $\mu_{\tau\tau}$ and finally red/dark-grey for $\mu_{\gamma\gamma}$ with a center of mass energy of 8 TeV.

In figure 2 we show $\tan\beta$ as a function of R_{11} (left), R_{12} (middle) and R_{13} (right). The upper plots are for Type I and the lower plots for Type II. Again the differences of Type II (I) relative to F (LS) are small and we do not show the corresponding plots. We start with R_{13} which is just $\sin\alpha_2$, thus measuring the amount of CP-violation for the 125 GeV Higgs, that is, the magnitude of its pseudoscalar component. The allowed points are centred around zero where we recover a SM-like Higgs Yukawa coupling for the lightest scalar state. The differences between the models only occur for large $\tan\beta$, reflecting the different angle dependence of the couplings in the various models. We now discuss $R_{12} = \sin\alpha_1 \cos\alpha_2$. Using the same approximation for μ_{VV} as in eq. (3.2) we can write for large $\tan\beta$

$$\mu_{VV}^I \approx R_{12}^2, \quad (3.3)$$

which means that if we take $|R_{12}^2| > 0.8$ then $R_{12} > 0.89$ or $R_{12} < -0.89$. These are exactly the bounds we see in the plots for Type I. Therefore, as already happened for the CP-conserving case it is mainly μ_{VV} that constrains $|R_{12}|$ to be close to 1 especially for large $\tan\beta$. Finally $R_{11} = \cos\alpha_1 \cos\alpha_2$ is only indirectly constrained by the bounds on α_1 and α_2 . Since the pure scalar part of the coupling relative to the SM is proportional to $R_{11}^2 (1 + \tan^2\beta)$ it is natural that when R_{11} increases, $\tan\beta$ decreases. However, the most important point to note is that $R_{11} = 0$ is allowed. Although R_{11} is never part of the Yukawa couplings in Type I, it appears in pure scalar couplings for down-type quarks or/and charged leptons in the remaining types. This in turn implies that scenarios where $a_D = 0$ and/or $a_L = 0$ are not excluded. Models Type II, F and LS can therefore have

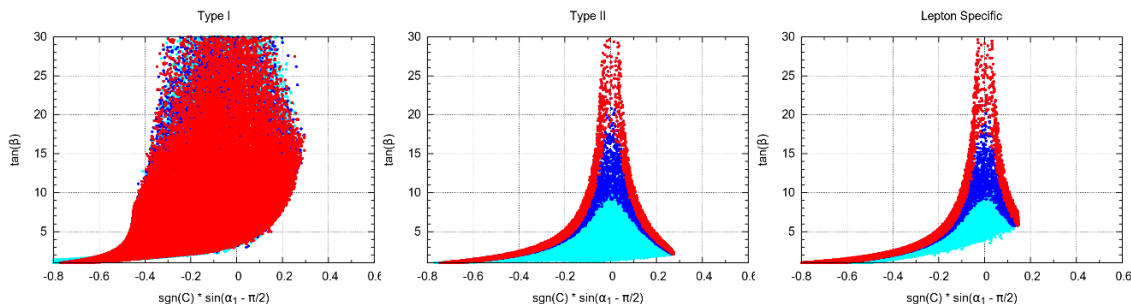


Figure 3. $\tan\beta$ as a function of $\sin(\alpha_1 - \pi/2)$ with all rates at 20% for Type I (left), Type II (middle) and LS (right). All angles are free to vary in their allowed range (cyan/light-grey) and we impose the constraint $s_2 < 0.1$ (blue/black) and $s_2 < 0.05$ (red/dark-grey).

a pure pseudoscalar component for some of its Yukawa couplings. This scenario will be discussed in detail in the next section.

In figure 3 we present $\tan\beta$ as a function of $\sin(\alpha_1 - \pi/2)$ with all rates at 20% for Type I (left), Type II (middle) and LS (right). All angles are free to vary in their allowed range and we present scenarios for which $s_2 < 0.1$ and $s_2 < 0.05$. We plot $\alpha_1 - \pi/2$ instead of α_1 to match the usual definition for the CP-conserving model. Since we recover the CP-conserving h_1 couplings when $s_2 = 0$, the red/dark-grey outer layer for Type II and LS has to match the bounds for the angle α in the CP conserving case which is indeed the case [5]. If we identify α_1 with $\alpha + \pi/2$, where α is the rotation angle for the CP-conserving scenario, we can write the coupling to gauge bosons as

$$g_{hVV}^{\text{CPV}} = \cos(\alpha_2) g_{hVV}^{\text{CPC}}. \tag{3.4}$$

Hence, for Type I μ_{VV} will either give the same bound as in the CP-conserving case or worse as $\cos(\alpha_2)$ decreases. However, for Type II, the same approximation that lead to eq. (3.2) for Type I results for Type II in

$$\mu_{VV}^{II} \approx \frac{\cos^2 \alpha_2 \cos^2(\beta - \alpha_1)}{\tan^2 \beta} \frac{\sin^2 \alpha_1 \cos^2 \alpha_2 + \sin^2 \alpha_2 \cos^2 \beta}{\cos^2 \alpha_1 \cos^2 \alpha_2 + \sin^2 \alpha_2 \sin^2 \beta}. \tag{3.5}$$

Again, if $s_2 = 0$ we recover the CP-conserving expression. However, it can be shown that larger values of s_2 together with smaller values of $\tan\beta$ still fulfil the constraints on the rates. We conclude that in Type I, the allowed parameter space is the same as in the CP-conserving case while, for the remaining types and for a given α_1 , the upper bound on $\tan\beta$ is the same as in the CP-conserving case. But, now, there is no lower bound on $\tan\beta$.

4 The zero scalar components scenarios and the LHC run 2

In the previous section we have shown that $R_{11} = 0$ is still allowed, which implies that the pure scalar components of the Yukawa couplings can be zero in some scenarios. This possibility arises in Type II, F and LS. In particular for Type II we have $a_D = a_L = 0$ while in F (LS) only $a_D = 0$ ($a_L = 0$) is possible. For definiteness let us now analyse the

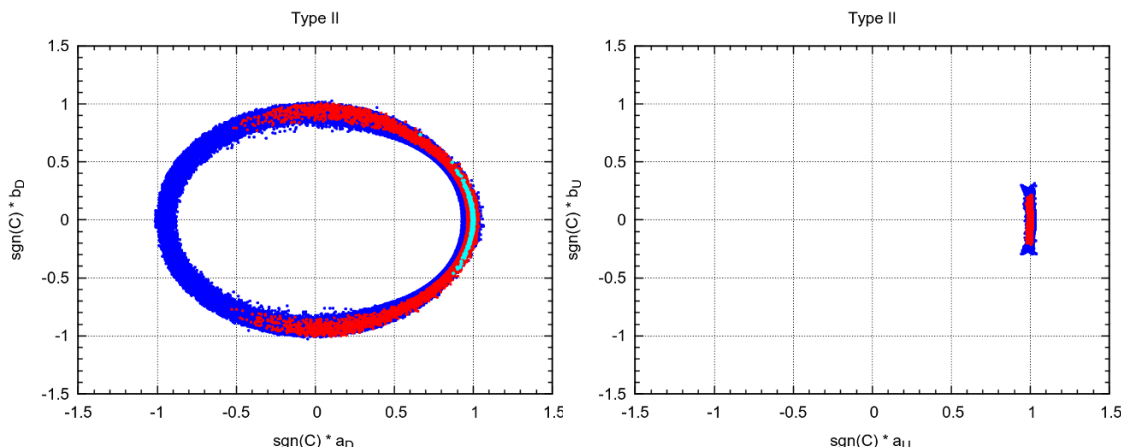


Figure 4. Left: $\text{sgn}(C) b_D = \text{sgn}(C) b_L$ as a function of $\text{sgn}(C) a_D = \text{sgn}(C) a_L$ for Type II and a center of mass energy of 13 TeV with all rates at 10% (blue/black), 5% (red/dark-grey), and 1% (cyan/light-grey). Right: same, but for $\text{sgn}(C) b_U$ as a function of $\text{sgn}(C) a_U$.

case where $a_D = 0$ in Type II. Since $a_D = R_{11}/c_\beta = c_1 c_2 / c_\beta$ we could in principle have $c_1 = 0$ or $c_2 = 0$. However, $c_2 = 0$ would mean that the gauge bosons would not couple at tree level to the Higgs, a scenario that is ruled out by experiment as shown in the previous section. Setting $c_1 = 0$ we get, in Type II, $a_D = a_L = 0$ and

$$a_U^2 = c_2^2 / s_\beta^2, \quad b_U^2 = s_2^2 / t_\beta^2, \quad b_D^2 = b_L^2 = t_\beta^2 s_2^2, \quad C^2 = s_\beta^2 c_2^2. \quad (4.1)$$

In the left panel of figure 4 we show $b_D = b_L$ as a function of $a_D = a_L$ for Type II and a center of mass energy of 13 TeV with all rates at 10% (blue/black), 5% (red/dark-grey), and 1% (cyan/light-grey) (in order to avoid the dependence on the phase conventions in choosing the range for the angles α_i , we plot $\text{sgn}(C) a_i$ ($\text{sgn}(C) b_i$) instead of a_i (b_i) with $i = U, D, L$). It is quite interesting to note that this scenario is still possible with the rates at 5% of the SM value at the LHC at 13 TeV. We have checked that this is still true at 2% and only when the accuracy reaches 1% are we able to exclude the scenario. So far we have discussed $a_D = 0$. Another interesting point is that when $|a_D| \rightarrow 0$, $|b_D| \rightarrow 1$. The requirement that $|b_D| \approx 1$ implies that the couplings of the up-type quarks to the lightest Higgs take the form

$$a_U^2 = (1 - s_2^4) = (1 - 1/t_\beta^4), \quad b_U^2 = s_2^4 = 1/t_\beta^4, \quad (4.2)$$

while the coupling to massive gauge bosons is now

$$C^2 = (t_\beta^2 - 1)/(t_\beta^2 + 1) = (1 - s_2^2)/(1 + s_2^2). \quad (4.3)$$

In the right panel of figure 4 we now show b_U as a function of a_U for Type II with the same colour code. We conclude from the plot that the constraint on the values of (a_U, b_U) are already quite strong and will be much stronger in the future just taking into account the measurement of the rates.

We would like to understand why $a_U \sim 1$ and $b_U \sim 0$, while the bounds are much looser for a_D . We start by noting that the couplings impose different constraints on the

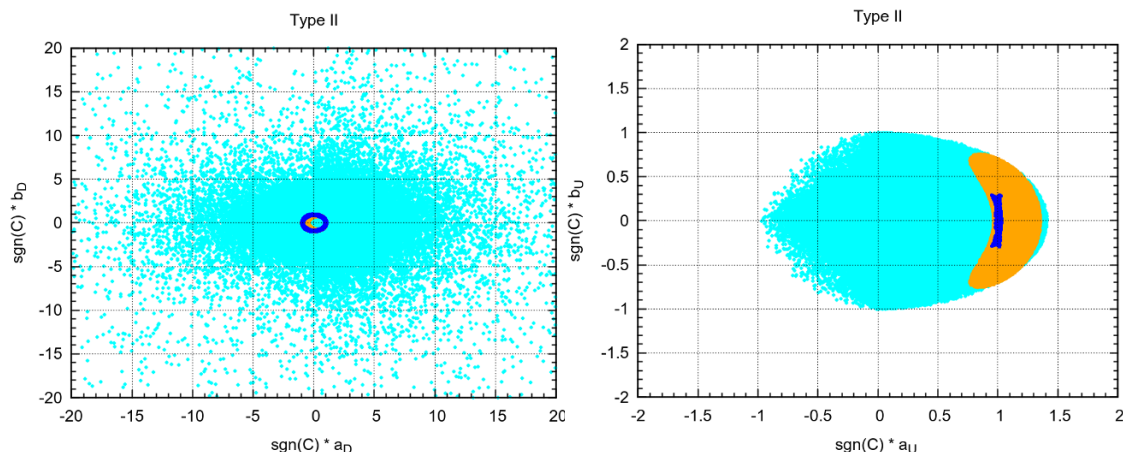


Figure 5. Left: simulation points on the $\text{sgn}(C) a_D$ versus $\text{sgn}(C) b_D$ plane. In cyan/light-grey (orange/dark-grey; blue/black) we show the points which pass all theoretical constraints (pass, in addition, the restriction from μ_{VV} at 10%; pass, in addition, the restriction from all μ 's at 10%). Right: same constraints on the $\text{sgn}(C) a_U$ versus $\text{sgn}(C) b_U$ plane.

up and down sectors. Indeed, from table 1 and eq. (2.9),

$$R_{11} = \frac{C - s_\beta^2 a_U}{c_\beta}; \quad R_{12} = s_\beta a_U; \quad R_{13} = -\tan \beta b_U, \quad (4.4)$$

for the up sector, while

$$R_{11} = c_\beta a_D; \quad R_{12} = \frac{C - c_\beta^2 a_D}{s_\beta}; \quad R_{13} = -\frac{c_\beta}{s_\beta} b_D, \quad (4.5)$$

for the down sector. In the first case, $R_{12}^2 + R_{13}^2 < 1$ leads to

$$a_U^2 + \frac{b_U^2}{c_\beta^2} < \frac{1}{s_\beta^2}. \quad (4.6)$$

Noting that the $\tan \beta > 1$ constraint forces $c_\beta < 1/\sqrt{2}$ and $s_\beta > 1/\sqrt{2}$, we find $b_U < 1$, while $a_U < \sqrt{2}$. This is what we see in the right panel of figure 5, where in cyan we show points which are subject only to the theoretical constraints. We see that all points lie inside the ellipse in eq. (4.6). The constraint from the μ_{VV} bound (orange/dark-grey points in the right panel of figure 5) then places the points on a section of that ellipse close to $(a_U, b_U) \sim (0, 1)$.

The situation is completely different for the down sector. Indeed, a similar analysis starting from eqs. (4.5) and $R_{11}^2 + R_{13}^2 < 1$, would lead to

$$a_D^2 + \frac{b_D^2}{s_\beta^2} < \frac{1}{c_\beta^2}. \quad (4.7)$$

Since c_β can be very small, this entails no constraint at all, agreeing with the fact that the cyan/light-grey points in the left panel of figure 5 have no restriction. In contrast, it is the bound on μ_{VV} which constrains the parameter space to the orange/dark-grey circle centered at $(0, 0)$. But now, the whole circle is allowed.

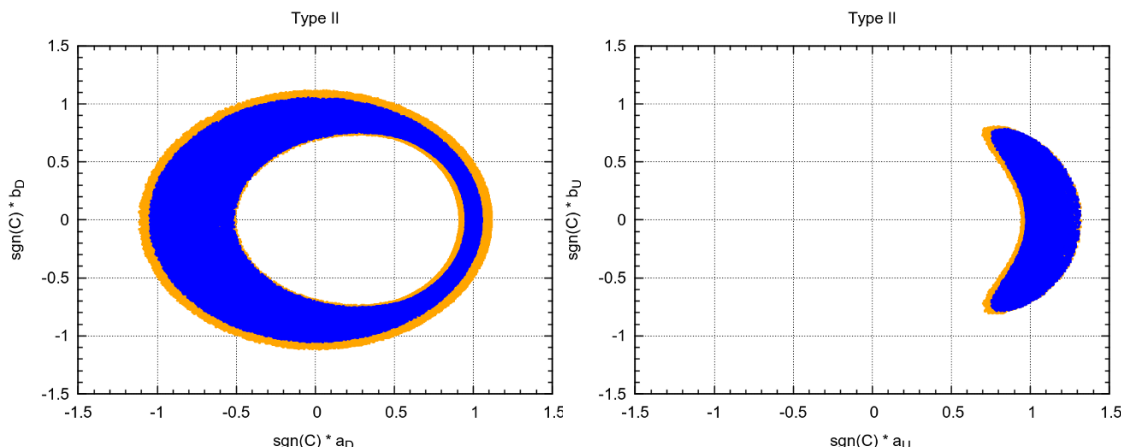


Figure 6. Left: $\text{sgn}(C) b_D = \text{sgn}(C) b_L$ as a function of $\text{sgn}(C) a_D = \text{sgn}(C) a_L$ for Type II and a center of mass energy of 13 TeV with μ_{VV} within 20% (orange/light-grey) and 10% (blue/black) of the SM.

The constraints from μ_{VV} can be understood with simple arguments as follows. It was shown in [60], in the real 2HDM, that the limits on μ_{VV} impose rather non trivial constraints on the coupling to fermions which, however, can be understood from simple trigonometry. Following the spirit of that article, we assume that the production is mainly due to $gg \rightarrow h_1$ with an intermediate top in the triangle loop, and that the scalar decay width is dominated by the decay into $b\bar{b}$. As a result,

$$\mu_{VV} \sim (a_U^2 + 1.5 b_U^2) \frac{C^2}{a_D^2 + b_D^2}, \tag{4.8}$$

where the approximate factor of 1.5 is what one would obtain either from a naive one-loop calculation,³ or from a full HIGLU simulation [56]. Applying this formula, we obtain figure 6, where we have taken μ_{VV} within 20% (orange/light-grey) or 10% (blue/black) of the SM, letting the angles vary freely within their theoretically allowed ranges. The similarity between the left (right) panes of figures 5 (a full model simulation) and figure 6 (a simple trigonometric exercise) is uncanny.

Further constraints are brought about by a second simple geometrical argument. They place all solutions close to $(a, b) \sim (1, 0)$ when C is close to unity. We use eqs. (4.4) to derive

$$1 = R_{11}^2 + R_{12}^2 + R_{13}^2 = \frac{(C - s_\beta^2 a_U)^2}{c_\beta^2} + s_\beta^2 a_U^2 + \tan^2 \beta b_U^2, \tag{4.9}$$

leading to

$$(a_U - C)^2 + b_U^2 = \frac{1}{\tan^2 \beta} [1 - C^2]. \tag{4.10}$$

This is a circle centered at $(C, 0)$, which excludes most cyan/light-grey points on the right panel of figure 5. Since C is close to unity, and appears divided by $\tan \beta$ (which must be larger than one), the radius is almost zero, forcing a_U to lie close to $C \sim 1$, and b_U close to

³See, for instances, equations (A7)-(A9) and (A14) in [6].

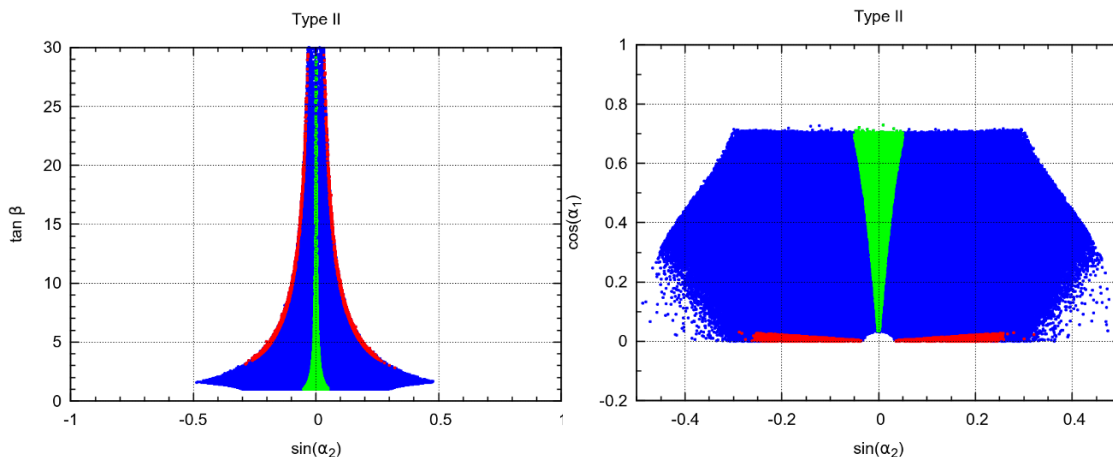


Figure 7. Left: $\tan\beta$ as a function of $\sin\alpha_2$ for Type II and a center of mass energy of 13 TeV with all rates at 10% (blue/black). In red/dark-grey we show the points with $|a_D| < 0.1$ and $||b_D| - 1| < 0.1$ and in green $|b_D| < 0.05$ and $||a_D| - 1| < 0.05$ Right: same, with $\tan\beta$ replaced by $\cos\alpha_1$.

0. Including all channels at 10% restricts the region even further, as seen in the blue/black points on the right panel of figure 5. It is true that an equation similar to eq. (4.10) can be found for the down sector:

$$(a_D - C)^2 + b_D^2 = \tan^2\beta [1 - C^2]. \tag{4.11}$$

However, the different placement of $\tan\beta$ is crucial. For intermediate to large $\tan\beta$, the $\tan^2\beta$ factor in eq. (4.11) enhances the radius with respect to that allowed by the $\cot^2\beta$ factor in eq. (4.10). This explains the difference between the red/dark-grey points on the two panels in figure 4.

We now turn to the constraints on the $\sin\alpha_2$ - $\tan\beta$ plane. When we choose $\mu_{VV} > 0.9$ in the exact limit $(|a_D|, |b_D|) = (0, 1)$, we obtain, using the approximation in eq. (3.5) $\tan\beta > 4.4$. Because we are not in the exact limit, the bound we present in the left plot of figure 7 for $\tan\beta$ is closer to 3. The left panel of figure 7 shows $\tan\beta$ as a function of $\sin\alpha_2$ for Type II and a center of mass energy of 13 TeV with all rates at 10% (blue/black). In red/dark-grey we show the points with $|a_D| < 0.1$ and $||b_D| - 1| < 0.1$ and in green $|b_D| < 0.05$ and $||a_D| - 1| < 0.05$. In the right panel, $\tan\beta$ is replaced by $\cos\alpha_1$. These two plots allow us to distinguish the main features of the SM-like scenario, where $(|a_D|, |b_D|) \approx (1, 0)$ from the pseudoscalar scenario where $(|a_D|, |b_D|) \approx (0, 1)$. In the SM-like scenario $\sin\alpha_2 \approx 0$, $\tan\beta$ is not constrained and the allowed values of $\sin\alpha_2$ grow with increasing $\cos\alpha_1$. In the pseudoscalar scenario $\cos\alpha_1 \approx 0$, $\sin\alpha_2$ and $\tan\beta$ are strongly correlated and $\tan\beta$ has to be above ≈ 3 . Clearly, all values of a_D and b_D are allowed provided $a_D^2 + b_D^2 \approx 1$.

In the left panel of figure 8 we show b_U as a function of a_U for Type I and a center of mass energy of 13 TeV with all rates at 10% (blue/black) and 5% (red/dark-grey). In Type I this plot is valid for all Yukawa couplings, because $a_U = a_D = a_L$ and $b_U = b_D = b_L$. It is interesting that even at 10% there are points close to $(a, b) = (0.5, 0.6)$ still allowed and no dramatic changes happen when we move to 5%. In the right plot we show b_L as a function

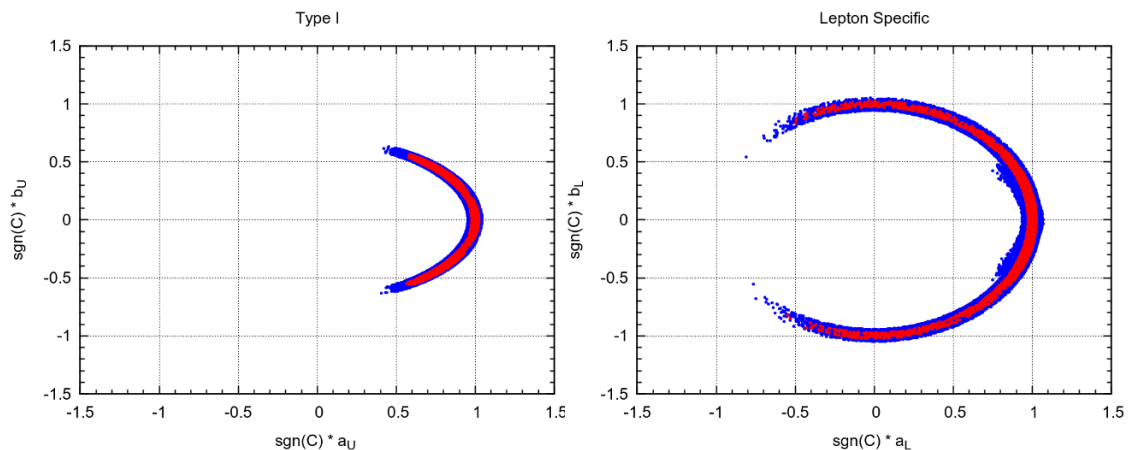


Figure 8. Left: $\text{sgn}(C) b_U$ as a function of $\text{sgn}(C) a_U$ for Type I and a center of mass energy of 13 TeV with all rates at 10% (blue/black) and 5% (red/dark-grey). Right: $\text{sgn}(C) b_L$ as a function of $\text{sgn}(C) a_L$ for LS and a center of mass energy of 13 TeV with all rates at 10% (blue/black) and 5% (red/dark-grey).

of a_L for LS with the same colour code. Here again the $(a_L, b_L) = (0, 1)$ scenario is still allowed both with 10% and 5% accuracy. However, as was previously shown, the wrong sign limit is not allowed for the LS model [60, 61]. Nevertheless, in the C2HDM, the scalar component $\text{sgn}(C) a_L$ can reach values close to -0.8 . Finally, for the up-type and down-type quarks, the plots are very similar to the one in the right panel of figure 4 for Type II.

4.1 Direct measurements of the CP-violating angle

Although precision measurements already constrain both the scalar and pseudoscalar components of the Yukawa couplings in the C2HDM, there is always the need for a direct (and thus, more model independent) measurement of the relative size of pseudoscalar to scalar components of the Yukawa couplings. The angle that measures this relative strength, ϕ_i , defined as

$$\tan \phi_i = b_i/a_i \quad i = U, D, L, \quad (4.12)$$

could in principle be measured for all Yukawa couplings. The experimental collaborations at CERN will certainly tackle this problem when the high luminosity stage is reached, through any variables able to measure the ratio of the pseudoscalar to scalar component of the Yukawa couplings. There are several proposals for a direct measurement of this ratio, which focus mainly on the $t\bar{t}h$ and on the $\tau^+\tau^-h$ couplings. Measurement of b_U/a_U were first proposed for $pp \rightarrow t\bar{t}h$ in [62] and more recently reviewed in [63–65]. A proposal to probe the same vertex through the process $pp \rightarrow hjj$ [66] was put forward in [67] and again more recently in [68]. In reference [68] an exclusion of $\phi_t > 40^\circ$ ($\phi_t > 25^\circ$) for a luminosity of 50 fb^{-1} (300 fb^{-1}) was obtained for 14 TeV and assuming $\phi_t = 0$ as the null hypothesis. A study of the $\tau^+\tau^-h$ vertex was proposed in [69] (see also [70, 71]) and a detailed study taking into account the main backgrounds [72] lead to an estimate in the precision of $\Delta\phi_\tau$ of 27° (14.3°) for a luminosity of 150 fb^{-1} (500 fb^{-1}) and a center of mass energy of 14 TeV.

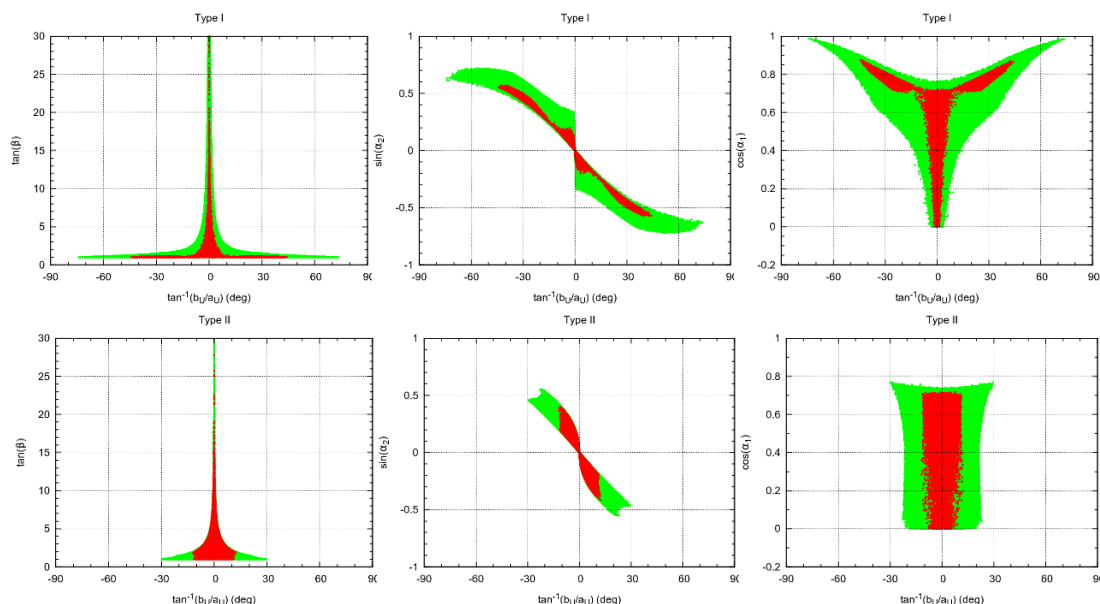


Figure 9. Top: $\tan \beta$ (left), $\sin \alpha_2$ (middle) and $\cos \alpha_1$ (right) as a function of $\phi_U = \tan^{-1}(b_U/a_U)$ for Type I with rates at 20% (green) and 5% (red/dark-grey). Bottom: same but for Type II.

Since in the C2HDM the couplings are not universal, one would need in principle three independent measurements, one for up-type quarks, one for down-type quarks and one for leptons. The number of independent measurements is of course model dependent. For Type I one such measurement is enough because the Yukawa couplings are universal. For all other Yukawa types we need two independent measurements. It is interesting to note that for model F, since the leptons and up-type quarks coupling to the Higgs are the same, a direct measurement of the hbb vertex is needed to probe the model. On the other hand, and again using model F as an example, a different result for ϕ_t and ϕ_τ would exclude model F (and also Type I).

Let us first discuss what we can already say about the allowed range for the $\phi_U \equiv \phi_t$ angle and what to expect by the end of the LHC's run 2 using only the rates' measurements. In figure 9 we show on the top row $\tan \beta$ (left), $\sin \alpha_2$ (middle) and $\cos \alpha_1$ (right) as a function of $\phi_U = \tan^{-1}(b_U/a_U)$ for Type I, with rates within 20% (green) and 5% (red/dark-grey) of the SM prediction. In the bottom row we present the same plots but for Type II. The green points are a good approximation for the allowed region after run 1, while the red/dark-grey points are a good prediction for the allowed space with the run 2 high luminosity results. The most striking features of the plots are the following. For Type I the angle $\phi_U = \phi_D = \phi_L$ is between -75° and 75° and this interval will be reduced to roughly -45° and 45° provided the measured rates are in agreement with the SM predictions. For Type II only ϕ_U is constrained; we get $|\phi_U| < 30^\circ$ and the prediction of roughly $|\phi_U| < 15^\circ$ when rates are within 5% of the SM predictions. Since the Higgs couplings to top quarks are the same for all models, the angle that relates scalar and pseudoscalar components for

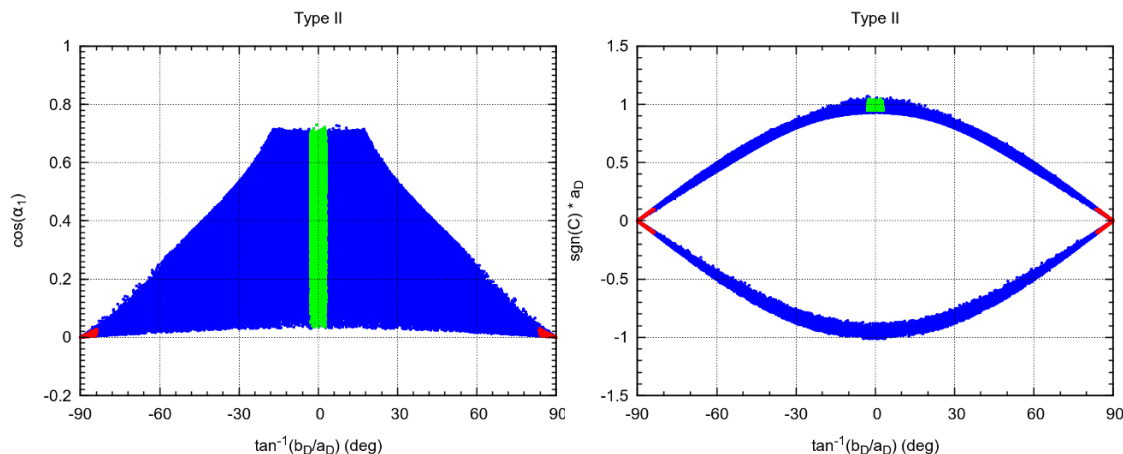


Figure 10. Left: $\cos \alpha_1$ as a function of $\tan^{-1}(b_D/a_D)$ for Type II and a center of mass energy of 13 TeV with all rates at 10% (blue/black). In red/dark-grey we show the points with $|a_D| < 0.1$ and $||b_D| - 1| < 0.1$ and in green $|b_D| < 0.05$ and $||a_D| - 1| < 0.05$. Right: same, with $\cos \alpha_1$ replaced by $\text{sgn}(C) a_D$.

this vertex is related to the lightest Higgs CP-violating angle α_2 by

$$\tan \phi_t = -c_\beta/s_1 \tan \alpha_2 \quad \Rightarrow \quad \tan \alpha_2 = -s_1/c_\beta \tan \phi_t. \quad (4.13)$$

The parameter space is restricted in such a way that high $\tan \beta$ implies low α_2 . Since s_1 cannot be too small, it is clear from equation (4.13) that large $\tan \beta$ necessarily implies a small ϕ_t . This is clearly seen in the left top and bottom plots of figure 9 where for large $\tan \beta$ the pseudoscalar component of the up-type quarks Yukawa coupling is very close to zero. Interestingly, for both Type I and Type II the values of $\tan \beta \sim O(1)$ are the ones for which the angle ϕ_t is less constrained. These are exactly the values for which the coupling tth has a maximum value (already considering the remaining constraints that disallow values of $\tan \beta$ below 1). Therefore, a direct measurement of ϕ_t could still be competitive with the rates measurement in Type I.

Let us now move to the Yukawa versions that can have a zero scalar component not only at the end of run 1, but also at the end of run 2, if only the rates are considered. For definiteness we focus on Type II. As previously discussed, a direct measurement involving the vertex $h\tau^+\tau^-$ [69, 72] could lead to a precision in the measurement of ϕ_τ , $\Delta\phi_\tau$, of 27° (14.3°) for a luminosity of 150 fb^{-1} (500 fb^{-1}) and a center of mass energy of 14 TeV. In figure 10 (left) we show $\cos \alpha_1$ as a function of $\tan^{-1}(b_D/a_D)$ for Type II and a center of mass energy of 13 TeV with all rates at 10% (blue/black). In red/dark-grey we show the points with $|a_D| < 0.1$ and $||b_D| - 1| < 0.1$ and in green $|b_D| < 0.05$ and $||a_D| - 1| < 0.05$. In the right panel $\cos \alpha_1$ is replaced by $\text{sgn}(C) a_D$. It is clear that the SM-like scenario $\text{sgn}(C) (a_D, b_D) = (1, 0)$ is easily distinguishable from the $(0, 1)$ scenario. In fact, a measurement of ϕ_τ even if not very precise would easily exclude one of the scenarios. Obviously, all other scenarios in between these two will need more precision (and other measurements) to find the values of scalar and pseudoscalar components. The $\tau^+\tau^-h$ angle is related to α_2 as

$$\tan \phi_\tau = -s_\beta/c_1 \tan \alpha_2 \quad \Rightarrow \quad \tan \alpha_2 = -c_1/s_\beta \tan \phi_\tau \quad (4.14)$$

and therefore a measurement of the angle ϕ_τ does not directly constrain the angle α_2 . In fact, the measurement gives a relation between the three angles. A measurement of ϕ_t and ϕ_τ would give us two independent relations to determine the three angles.

4.2 Constraints from EDM

Models with CP violation are constrained by bounds on the electric dipole moments (EDMs) of neutrons, atoms and molecules. Recently the ACME Collaboration [73] improved the bounds on the electron EDM by looking at the EDM of the ThO molecule. This prompted several groups to look again at the subject. For what concerns us here, the complex 2HDM, several analyses have been performed recently [7, 10, 74–77]. In ref. [7] it was found that the most stringent limits are obtained from the ThO experiment, except in cases where there are cancellations among the neutral scalars. These cancellations were pointed out in [76, 77] and arise due to orthogonality of the R matrix in the case of almost degenerate scalars [9]. So far, there is no complete scan of EDM in the C2HDM; only some benchmark points have been considered, making it difficult to see when these cancellations are present. What can be learned from these studies is that the EDMs are very important and their effect in the C2HDM has to be taken in account in a systematic way, in the sense that, for each point in the scan, the EDMs have to be calculated and compared with the experimental bounds. However, for the purpose of the studies in this work and for the present experimental sensitivity, this is not paramount. This is because we are looking at scenarios where the couplings of the up-type sector (top quark) are very close to the SM and the differences, still allowed by the LHC data, are in the couplings of the down-type sector; the tau lepton and bottom quark. As was shown in ref. [10], while the pseudoscalar coupling of the top quark is very much constrained (in our notation $|b_U| \leq 0.01$), the corresponding couplings for the b quark and tau lepton are less constrained by the EDMs than by the LHC data. Since we are taking in account the collider data, our scenarios are in agreement with the present experimental data. There is however one caveat. Our scenario also implies a pseudoscalar component in the electron/scalar coupling and this is also bound by the EDMs.⁴ This is completely irrelevant in the Flipped model, where the charged leptons couple as the up-type quarks. Said otherwise, our results apply without modification to the Flipped model. But the EDM constraints on pseudoscalar component of the electron/scalar coupling become important in the Type II model. Although a full scan of this issue is outside the scope of our paper, a few remarks are in order. Ref. [76] argues that the extraction of the electron EDM from the data is fraught by enough uncertainties that an EDM an order of magnitude larger than that claimed by ACME should be allowed for. While we are agnostic on this issue, both possibilities should be explored and compared. Our model has some features that require a dedicated study. On the one hand, all fermion couplings have potential CP violating phases which for some EDM diagrams (for example, the Barr-Zee diagram with fermions in the loop) can potentially cancel. On the other hand, in the C2HDM, the cancellations among the various scalars alluded to above plays a determinant role. As mentioned in ref. [76], assuming dominance of the lightest

⁴We are grateful to the referee for raising this point.

scalar misses the large cancellation present in 2HDMs. In a preliminary scan over the parameter space we have found points which pass all constraints and which do not change the qualitative features discussed in this article [78]. As an example, taking the Flipped C2HDM with $m_{h_1} = 125.0\text{GeV}$, $m_{h_2} = 203.8\text{GeV}$, $m_{h_3} = 375.6\text{GeV}$, $m_{H^\pm} = 570.6\text{GeV}$, $\alpha_1 = 1.556$, $\alpha_2 = 0.158$, $\alpha_3 = -1.147$, $\tan\beta = 6.05$, $\text{Re}(m_{12}^2) = 1.95v^2 \sin\beta \cos\beta$, obeys all LHC data on light and heavy Higgs searches, leads to $|a_D| = 0.0092$, $|b_D| = 0.95$, and, computing only the Barr-Zee diagrams with fermions in the loop, leads to an EDM of 2.4×10^{-29} , well within the strict ACME constraint.

A dedicated study of the EDM contributions in the Type II C2HDM, where there are several sources of CP violation and where the partial cancellations of the various scalars is fully taken into account is in progress [78]. In addition, one should keep in mind that, as pointed out in ref. [10, 79], the future bounds from the EDMs can have a strong impact. In the future, the interplay between the EDM bounds and the data from the LHC Run 2 will pose relevant new constraints in the complex 2HDM in general, and in particular for the scenarios presented in this work.

5 Conclusions

We discuss the present status of the allowed parameter space of the complex two-Higgs doublet model where we have considered all pre-LHC plus the theoretical constraints on the model. We have also taken into account the bounds arising from assuming that the lightest scalar of the model is 125 GeV Higgs boson discovered at the LHC. We have shown that the parameter space is already quite constrained and recovered all the limits on the couplings of a CP-conserving 125 GeV Higgs. The allowed space for some variables, as for example for the $\tan\beta$ parameter, is now increased as a natural consequence of having a larger number of variables to fit the data as compared to the CP-conserving case.

The core of the work is the discussion of scenarios where the scalar component of the Yukawa couplings of the lightest Higgs to down-type quarks and/or to leptons can vanish. In these scenarios, that can occur for Type II, F and LS, the pseudoscalar component plays the role of the scalar component in assuring the measured rates at the LHC. A direct measurement of the angle that gauges the ratio of pseudoscalar to scalar components in the tth vertex, ϕ_t , will probably help to further constrain this ratio. However, it is the measurement of ϕ_τ , the angle for the $\tau^+\tau^-h$ vertex, that will allow to rule out the scenario of a vanishing scalar even with a poor accuracy. We have also noted that for the F model only a direct measurement of ϕ_D in a process involving the bbh vertex would be able to probe the vanishing scalar scenario. Finally a future linear collider [80, 81] will certainly help to further probe the vanishing scalar scenarios.

Acknowledgments

R.S. is supported in part by the Portuguese *Fundação para a Ciência e Tecnologia* (FCT) under contract PTDC/FIS/117951/2010. D.F., J.C.R. and J.P.S. are also supported

by the Portuguese Agency FCT under contracts CERN/FP/123580/2011, EXPL/FIS-NUC/0460/2013 and PEst-OE/FIS/UI0777/2013.

Open Access. This article is distributed under the terms of the Creative Commons Attribution License ([CC-BY 4.0](https://creativecommons.org/licenses/by/4.0/)), which permits any use, distribution and reproduction in any medium, provided the original author(s) and source are credited.

References

- [1] ATLAS collaboration, *Observation of a new particle in the search for the standard model Higgs boson with the ATLAS detector at the LHC*, *Phys. Lett. B* **716** (2012) 1 [[arXiv:1207.7214](https://arxiv.org/abs/1207.7214)] [[INSPIRE](#)].
- [2] CMS collaboration, *Observation of a new boson at a mass of 125 GeV with the CMS experiment at the LHC*, *Phys. Lett. B* **716** (2012) 30 [[arXiv:1207.7235](https://arxiv.org/abs/1207.7235)] [[INSPIRE](#)].
- [3] T.D. Lee, *A theory of spontaneous T violation*, *Phys. Rev. D* **8** (1973) 1226 [[INSPIRE](#)].
- [4] J.F. Gunion, H.E. Haber, G.L. Kane and S. Dawson, *The Higgs hunter's guide*, Westview Press, Boulder CO U.S.A. (2000).
- [5] G.C. Branco et al., *Theory and phenomenology of two-Higgs-doublet models*, *Phys. Rept.* **516** (2012) 1 [[arXiv:1106.0034](https://arxiv.org/abs/1106.0034)] [[INSPIRE](#)].
- [6] A. Barroso, P.M. Ferreira, R. Santos and J.P. Silva, *Probing the scalar-pseudoscalar mixing in the 125 GeV Higgs particle with current data*, *Phys. Rev. D* **86** (2012) 015022 [[arXiv:1205.4247](https://arxiv.org/abs/1205.4247)] [[INSPIRE](#)].
- [7] S. Inoue, M.J. Ramsey-Musolf and Y. Zhang, *CP-violating phenomenology of flavor conserving two Higgs doublet models*, *Phys. Rev. D* **89** (2014) 115023 [[arXiv:1403.4257](https://arxiv.org/abs/1403.4257)] [[INSPIRE](#)].
- [8] K. Cheung, J.S. Lee, E. Senaha and P.-Y. Tseng, *Confronting Higgscision with electric dipole moments*, *JHEP* **06** (2014) 149 [[arXiv:1403.4775](https://arxiv.org/abs/1403.4775)] [[INSPIRE](#)].
- [9] D. Fontes, J.C. Romão and J.P. Silva, *$h \rightarrow Z\gamma$ in the complex two Higgs doublet model*, *JHEP* **12** (2014) 043 [[arXiv:1408.2534](https://arxiv.org/abs/1408.2534)] [[INSPIRE](#)].
- [10] J. Brod, U. Haisch and J. Zupan, *Constraints on CP-violating Higgs couplings to the third generation*, *JHEP* **11** (2013) 180 [[arXiv:1310.1385](https://arxiv.org/abs/1310.1385)] [[INSPIRE](#)].
- [11] CMS collaboration, *Search for the standard model Higgs boson produced in association with a W or a Z boson and decaying to bottom quarks*, *Phys. Rev. D* **89** (2014) 012003 [[arXiv:1310.3687](https://arxiv.org/abs/1310.3687)] [[INSPIRE](#)].
- [12] CDF and D0 collaborations, B. Tuchming, *Higgs boson production and properties at the Tevatron*, [arXiv:1405.5058](https://arxiv.org/abs/1405.5058) [[INSPIRE](#)].
- [13] ATLAS collaboration, *Search for Higgs boson decays to a photon and a Z boson in pp collisions at $\sqrt{s} = 7$ and 8 TeV with the ATLAS detector*, *Phys. Lett. B* **732** (2014) 8 [[arXiv:1402.3051](https://arxiv.org/abs/1402.3051)] [[INSPIRE](#)].
- [14] CMS collaboration, *Search for a Higgs boson decaying into a Z and a photon in pp collisions at $\sqrt{s} = 7$ and 8 TeV*, *Phys. Lett. B* **726** (2013) 587 [[arXiv:1307.5515](https://arxiv.org/abs/1307.5515)] [[INSPIRE](#)].
- [15] ATLAS collaboration, *Physics at a high-luminosity LHC with ATLAS*, [arXiv:1307.7292](https://arxiv.org/abs/1307.7292) [SNOW13-00078] [[INSPIRE](#)].

- [16] ATLAS collaboration, *Projections for measurements of Higgs boson cross sections, branching ratios and coupling parameters with the ATLAS detector at a HL-LHC*, [ATLAS-PHYS-PUB-2013-014](#), CERN, Geneva Switzerland (2013).
- [17] CMS collaboration, *Projected performance of an upgraded CMS detector at the LHC and HL-LHC: contribution to the Snowmass process*, [arXiv:1307.7135](#) [SNOW13-00086] [INSPIRE].
- [18] S. Dawson et al., *Working group report: Higgs boson*, [arXiv:1310.8361](#) [INSPIRE].
- [19] I.F. Ginzburg, M. Krawczyk and P. Osland, *Two Higgs doublet models with CP-violation*, [hep-ph/0211371](#) [INSPIRE].
- [20] W. Khater and P. Osland, *CP violation in top quark production at the LHC and two Higgs doublet models*, *Nucl. Phys. B* **661** (2003) 209 [[hep-ph/0302004](#)] [INSPIRE].
- [21] A.W. El Kaffas, P. Osland and O.M. Ogreid, *CP violation, stability and unitarity of the two Higgs doublet model*, *Nonlin. Phenom. Complex Syst.* **10** (2007) 347 [[hep-ph/0702097](#)] [INSPIRE].
- [22] A.W. El Kaffas, W. Khater, O.M. Ogreid and P. Osland, *Consistency of the two Higgs doublet model and CP-violation in top production at the LHC*, *Nucl. Phys. B* **775** (2007) 45 [[hep-ph/0605142](#)] [INSPIRE].
- [23] B. Grzadkowski and P. Osland, *Tempered two-Higgs-doublet model*, *Phys. Rev. D* **82** (2010) 125026 [[arXiv:0910.4068](#)] [INSPIRE].
- [24] A. Arhrib, E. Christova, H. Eberl and E. Ginina, *CP violation in charged Higgs production and decays in the complex two Higgs doublet model*, *JHEP* **04** (2011) 089 [[arXiv:1011.6560](#)] [INSPIRE].
- [25] L. Lavoura and J.P. Silva, *Fundamental CP-violating quantities in a $SU(2) \times U(1)$ model with many Higgs doublets*, *Phys. Rev. D* **50** (1994) 4619 [[hep-ph/9404276](#)] [INSPIRE].
- [26] F.J. Botella and J.P. Silva, *Jarlskog-like invariants for theories with scalars and fermions*, *Phys. Rev. D* **51** (1995) 3870 [[hep-ph/9411288](#)] [INSPIRE].
- [27] S.L. Glashow and S. Weinberg, *Natural conservation laws for neutral currents*, *Phys. Rev. D* **15** (1977) 1958 [INSPIRE].
- [28] E.A. Paschos, *Diagonal neutral currents*, *Phys. Rev. D* **15** (1977) 1966 [INSPIRE].
- [29] ATLAS collaboration, *Measurement of the Higgs boson mass from the $H \rightarrow \gamma\gamma$ and $H \rightarrow ZZ^* \rightarrow 4\ell$ channels with the ATLAS detector using 25 fb^{-1} of pp collision data*, *Phys. Rev. D* **90** (2014) 052004 [[arXiv:1406.3827](#)] [INSPIRE].
- [30] CMS collaboration, *Precise determination of the mass of the Higgs boson and tests of compatibility of its couplings with the standard model predictions using proton collisions at 7 and 8 TeV*, *Eur. Phys. J. C* **75** (2015) 212 [[arXiv:1412.8662](#)] [INSPIRE].
- [31] T. Hermann, M. Misiak and M. Steinhauser, *$\bar{B} \rightarrow X_s \gamma$ in the two Higgs doublet model up to next-to-next-to-leading order in QCD*, *JHEP* **11** (2012) 036 [[arXiv:1208.2788](#)] [INSPIRE].
- [32] F. Mahmoudi and O. Stal, *Flavor constraints on the two-Higgs-doublet model with general Yukawa couplings*, *Phys. Rev. D* **81** (2010) 035016 [[arXiv:0907.1791](#)] [INSPIRE].
- [33] O. Deschamps et al., *The two Higgs doublet of type II facing flavour physics data*, *Phys. Rev. D* **82** (2010) 073012 [[arXiv:0907.5135](#)] [INSPIRE].

- [34] M. Baak et al., *Updated status of the global electroweak fit and constraints on new physics*, *Eur. Phys. J. C* **72** (2012) 2003 [[arXiv:1107.0975](#)] [[INSPIRE](#)].
- [35] A. Denner, R.J. Guth, W. Hollik and J.H. Kuhn, *The Z width in the two Higgs doublet model*, *Z. Phys. C* **51** (1991) 695 [[INSPIRE](#)].
- [36] H.E. Haber and H.E. Logan, *Radiative corrections to the $Zb\bar{b}$ vertex and constraints on extended Higgs sectors*, *Phys. Rev. D* **62** (2000) 015011 [[hep-ph/9909335](#)] [[INSPIRE](#)].
- [37] A. Freitas and Y.-C. Huang, *Electroweak two-loop corrections to $\sin^2\theta_{\text{eff}}^{b\bar{b}}$ and R_b using numerical Mellin-Barnes integrals*, *JHEP* **08** (2012) 050 [*Erratum ibid.* **05** (2013) 074] [*Erratum ibid.* **10** (2013) 044] [[arXiv:1205.0299](#)] [[INSPIRE](#)].
- [38] ALEPH, DELPHI, L3, OPAL and LEP collaborations, G. Abbiendi et al., *Search for charged Higgs bosons: combined results using LEP data*, *Eur. Phys. J. C* **73** (2013) 2463 [[arXiv:1301.6065](#)] [[INSPIRE](#)].
- [39] ATLAS collaboration, *Search for charged Higgs bosons in the τ +jets final state with pp collision data recorded at $\sqrt{s} = 8$ TeV with the ATLAS experiment*, *ATLAS-CONF-2013-090*, CERN, Geneva Switzerland (2013).
- [40] ATLAS collaboration, *Search for charged Higgs bosons decaying via $H^+ \rightarrow \tau\nu$ in top quark pair events using pp collision data at $\sqrt{s} = 7$ TeV with the ATLAS detector*, *JHEP* **06** (2012) 039 [[arXiv:1204.2760](#)] [[INSPIRE](#)].
- [41] ATLAS collaboration, *Search for charged Higgs bosons decaying via $H^\pm \rightarrow \tau^\pm\nu$ in fully hadronic final states using pp collision data at $\sqrt{s} = 8$ TeV with the ATLAS detector*, *JHEP* **03** (2015) 088 [[arXiv:1412.6663](#)] [[INSPIRE](#)].
- [42] CMS collaboration, *Search for a light charged Higgs boson in top quark decays in pp collisions at $\sqrt{s} = 7$ TeV*, *JHEP* **07** (2012) 143 [[arXiv:1205.5736](#)] [[INSPIRE](#)].
- [43] CMS collaboration, *Search for charged Higgs bosons with the $H^+ \rightarrow \tau\nu$ decay channel in the fully hadronic final state at $\sqrt{s} = 8$ TeV*, *CMS-PAS-HIG-14-020*, CERN, Geneva Switzerland (2014).
- [44] ALEPH, CDF, D0, DELPHI, L3, OPAL, SLD, LEP ELECTROWEAK WORKING GROUP, TEVATRON ELECTROWEAK WORKING GROUP and SLD ELECTROWEAK AND HEAVY FLAVOUR GROUPS collaborations, *Precision electroweak measurements and constraints on the standard model*, [arXiv:1012.2367](#) [[INSPIRE](#)].
- [45] ATLAS collaboration, *Search for the standard model Higgs boson in the decay channel $H \rightarrow ZZ^{(*)} \rightarrow 4\ell$ with 4.8 fb^{-1} of pp collision data at $\sqrt{s} = 7$ TeV with ATLAS*, *Phys. Lett. B* **710** (2012) 383 [[arXiv:1202.1415](#)] [[INSPIRE](#)].
- [46] CMS collaboration, *Search for a standard-model-like Higgs boson with a mass in the range 145 to 1000 GeV at the LHC*, *Eur. Phys. J. C* **73** (2013) 2469 [[arXiv:1304.0213](#)] [[INSPIRE](#)].
- [47] ATLAS collaboration, *Search for neutral Higgs bosons of the minimal supersymmetric standard model in pp collisions at $\sqrt{s} = 8$ TeV with the ATLAS detector*, *JHEP* **11** (2014) 056 [[arXiv:1409.6064](#)] [[INSPIRE](#)].
- [48] CMS collaboration, *Searches for heavy Higgs bosons in two-Higgs-doublet models and for $t \rightarrow ch$ decay using multilepton and diphoton final states in pp collisions at 8 TeV*, *Phys. Rev. D* **90** (2014) 112013 [[arXiv:1410.2751](#)] [[INSPIRE](#)].
- [49] N.G. Deshpande and E. Ma, *Pattern of symmetry breaking with two Higgs doublets*, *Phys. Rev. D* **18** (1978) 2574 [[INSPIRE](#)].

- [50] S. Kanemura, T. Kubota and E. Takasugi, *Lee-Quigg-Thacker bounds for Higgs boson masses in a two doublet model*, *Phys. Lett. B* **313** (1993) 155 [[hep-ph/9303263](#)] [[INSPIRE](#)].
- [51] A.G. Akeroyd, A. Arhrib and E.-M. Naimi, *Note on tree level unitarity in the general two Higgs doublet model*, *Phys. Lett. B* **490** (2000) 119 [[hep-ph/0006035](#)] [[INSPIRE](#)].
- [52] I.F. Ginzburg and I.P. Ivanov, *Tree level unitarity constraints in the 2HDM with CP-violation*, [hep-ph/0312374](#) [[INSPIRE](#)].
- [53] M.E. Peskin and T. Takeuchi, *Estimation of oblique electroweak corrections*, *Phys. Rev. D* **46** (1992) 381 [[INSPIRE](#)].
- [54] W. Grimus, L. Lavoura, O.M. Ogreid and P. Osland, *The oblique parameters in multi-Higgs-doublet models*, *Nucl. Phys. B* **801** (2008) 81 [[arXiv:0802.4353](#)] [[INSPIRE](#)].
- [55] M. Baak et al., *The electroweak fit of the standard model after the discovery of a new boson at the LHC*, *Eur. Phys. J. C* **72** (2012) 2205 [[arXiv:1209.2716](#)] [[INSPIRE](#)].
- [56] M. Spira, *HIGLU: a program for the calculation of the total Higgs production cross-section at hadron colliders via gluon fusion including QCD corrections*, [hep-ph/9510347](#) [[INSPIRE](#)].
- [57] R.V. Harlander, S. Liebler and H. Mantler, *SusHi: a program for the calculation of Higgs production in gluon fusion and bottom-quark annihilation in the standard model and the MSSM*, *Comput. Phys. Commun.* **184** (2013) 1605 [[arXiv:1212.3249](#)] [[INSPIRE](#)].
- [58] *LHC Higgs cross section WG picture gallery webpage*, <https://twiki.cern.ch/twiki/bin/view/LHCPhysics/LHCHXSWGCrossSectionsFigures>.
- [59] P.M. Ferreira, R. Santos, H.E. Haber and J.P. Silva, *Mass-degenerate Higgs bosons at 125 GeV in the two-Higgs-doublet model*, *Phys. Rev. D* **87** (2013) 055009 [[arXiv:1211.3131](#)] [[INSPIRE](#)].
- [60] D. Fontes, J.C. Romão and J.P. Silva, *A reappraisal of the wrong-sign $hb\bar{b}$ coupling and the study of $h \rightarrow Z\gamma$* , *Phys. Rev. D* **90** (2014) 015021 [[arXiv:1406.6080](#)] [[INSPIRE](#)].
- [61] P.M. Ferreira, R. Guedes, M.O.P. Sampaio and R. Santos, *Wrong sign and symmetric limits and non-decoupling in 2HDMs*, *JHEP* **12** (2014) 067 [[arXiv:1409.6723](#)] [[INSPIRE](#)].
- [62] J.F. Gunion and X.-G. He, *Determining the CP nature of a neutral Higgs boson at the LHC*, *Phys. Rev. Lett.* **76** (1996) 4468 [[hep-ph/9602226](#)] [[INSPIRE](#)].
- [63] J. Ellis, D.S. Hwang, K. Sakurai and M. Takeuchi, *Disentangling Higgs-top couplings in associated production*, *JHEP* **04** (2014) 004 [[arXiv:1312.5736](#)] [[INSPIRE](#)].
- [64] X.-G. He, G.-N. Li and Y.-J. Zheng, *Probing Higgs boson CP properties with $t\bar{t}H$ at the LHC and the 100 TeV pp collider*, [arXiv:1501.00012](#) [[INSPIRE](#)].
- [65] F. Boudjema, R.M. Godbole, D. Guadagnoli and K.A. Mohan, *Lab-frame observables for probing the top-Higgs interaction*, [arXiv:1501.03157](#) [[INSPIRE](#)].
- [66] V. Del Duca, W. Kilgore, C. Oleari, C. Schmidt and D. Zeppenfeld, *Gluon fusion contributions to $H + 2$ jet production*, *Nucl. Phys. B* **616** (2001) 367 [[hep-ph/0108030](#)] [[INSPIRE](#)].
- [67] B. Field, *Distinguishing scalar from pseudoscalar Higgs production at the CERN LHC*, *Phys. Rev. D* **66** (2002) 114007 [[hep-ph/0208262](#)] [[INSPIRE](#)].
- [68] M.J. Dolan, P. Harris, M. Jankowiak and M. Spannowsky, *Constraining CP-violating Higgs sectors at the LHC using gluon fusion*, *Phys. Rev. D* **90** (2014) 073008 [[arXiv:1406.3322](#)] [[INSPIRE](#)].

- [69] S. Berge, W. Bernreuther and J. Ziethe, *Determining the CP parity of Higgs bosons at the LHC in their τ decay channels*, *Phys. Rev. Lett.* **100** (2008) 171605 [[arXiv:0801.2297](#)] [[INSPIRE](#)].
- [70] R. Harnik, A. Martin, T. Okui, R. Primulando and F. Yu, *Measuring CP-violation in $h \rightarrow \tau^+\tau^-$ at colliders*, *Phys. Rev.* **D 88** (2013) 076009 [[arXiv:1308.1094](#)] [[INSPIRE](#)].
- [71] A. Askew, P. Jaiswal, T. Okui, H.B. Prosper and N. Sato, *Prospect for measuring the CP phase in the $h\tau\tau$ coupling at the LHC*, *Phys. Rev.* **D 91** (2015) 075014 [[arXiv:1501.03156](#)] [[INSPIRE](#)].
- [72] S. Berge, W. Bernreuther and S. Kirchner, *Determination of the Higgs CP-mixing angle in the τ decay channels at the LHC including the Drell-Yan background*, *Eur. Phys. J.* **C 74** (2014) 3164 [[arXiv:1408.0798](#)] [[INSPIRE](#)].
- [73] ACME collaboration, J. Baron et al., *Order of magnitude smaller limit on the electric dipole moment of the electron*, *Science* **343** (2014) 269 [[arXiv:1310.7534](#)] [[INSPIRE](#)].
- [74] A.J. Buras, G. Isidori and P. Paradisi, *EDMs versus CPV in $B_{s,d}$ mixing in two Higgs doublet models with MFV*, *Phys. Lett.* **B 694** (2011) 402 [[arXiv:1007.5291](#)] [[INSPIRE](#)].
- [75] J.M. Cline, K. Kainulainen and M. Trott, *Electroweak baryogenesis in two Higgs doublet models and B meson anomalies*, *JHEP* **11** (2011) 089 [[arXiv:1107.3559](#)] [[INSPIRE](#)].
- [76] M. Jung and A. Pich, *Electric dipole moments in two-Higgs-doublet models*, *JHEP* **04** (2014) 076 [[arXiv:1308.6283](#)] [[INSPIRE](#)].
- [77] J. Shu and Y. Zhang, *Impact of a CP-violating Higgs sector: from LHC to baryogenesis*, *Phys. Rev. Lett.* **111** (2013) 091801 [[arXiv:1304.0773](#)] [[INSPIRE](#)].
- [78] D. Fontes, J.C. Romão, R. Santos and J.P. Silva, to appear.
- [79] W. Dekens et al., *Unraveling models of CP-violation through electric dipole moments of light nuclei*, *JHEP* **07** (2014) 069 [[arXiv:1404.6082](#)] [[INSPIRE](#)].
- [80] H. Ono and A. Miyamoto, *A study of measurement precision of the Higgs boson branching ratios at the International Linear Collider*, *Eur. Phys. J.* **C 73** (2013) 2343 [[arXiv:1207.0300](#)] [[INSPIRE](#)].
- [81] D.M. Asner et al., *ILC Higgs white paper*, [arXiv:1310.0763](#) [[INSPIRE](#)].